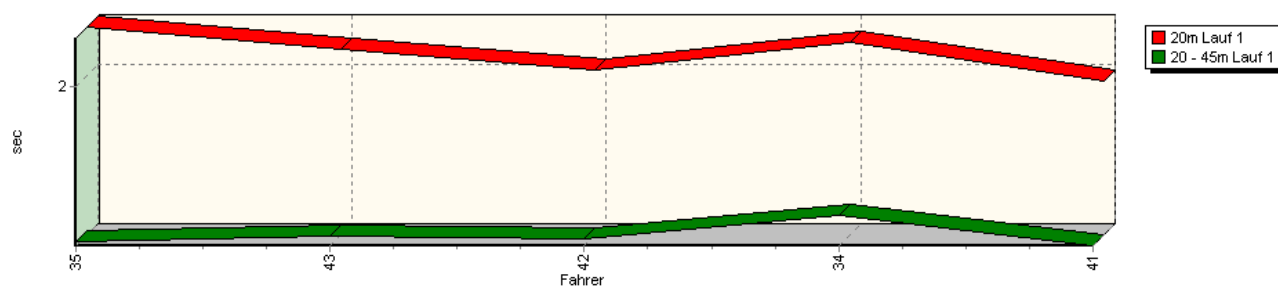


Sektorzeiten & Speeds - Rennen - Gruppe CN

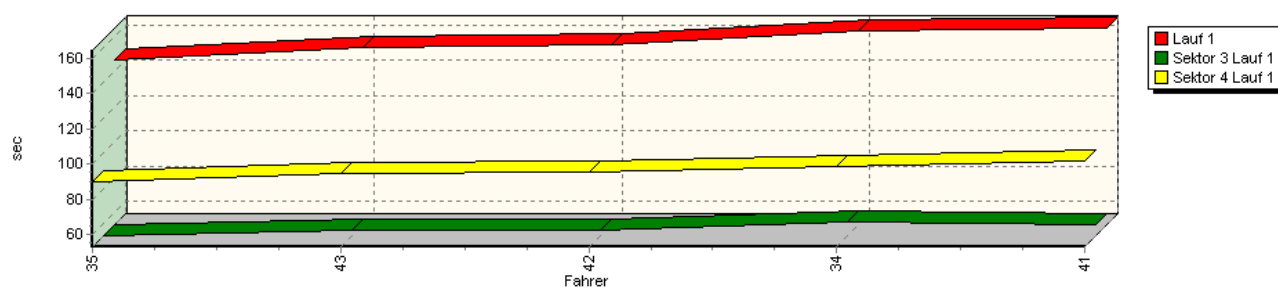
Speed-Diagramm Lauf 1



Sektor-Diagramm (Start) Lauf 1

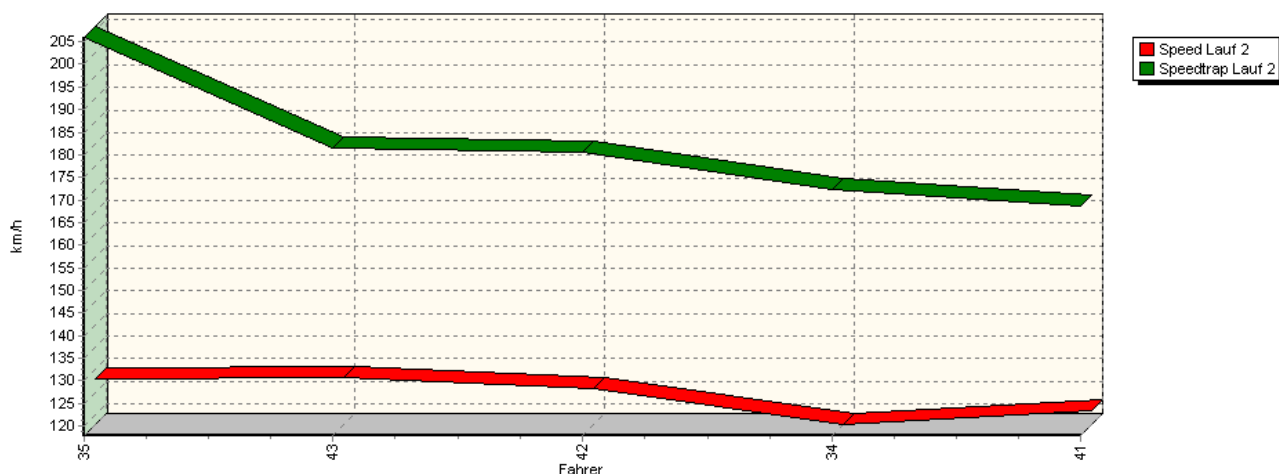


Sektor-Diagramm (Rest) Lauf 1

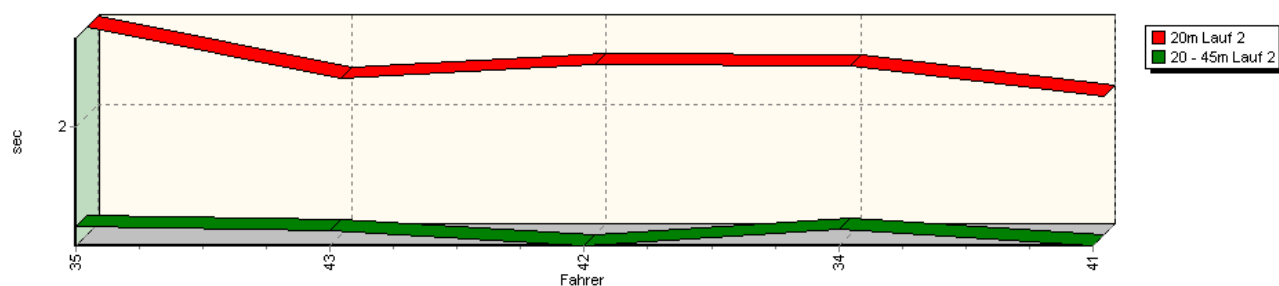


Sektorzeiten & Speeds - Rennen - Gruppe CN

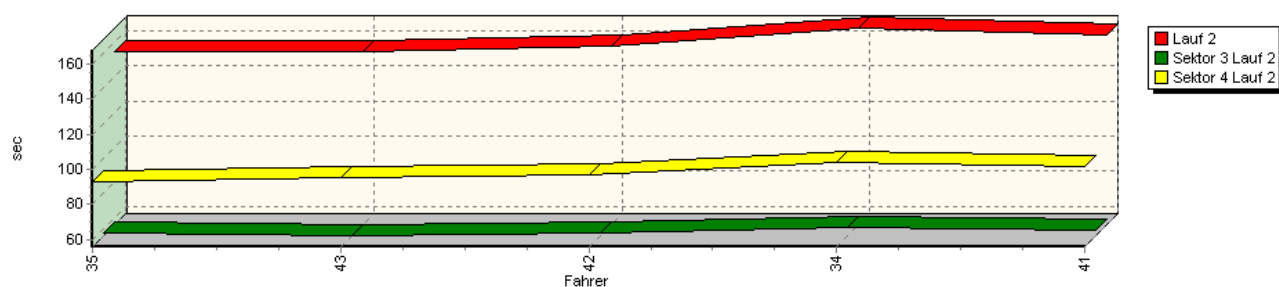
Speed-Diagramm Lauf 2



Sektor-Diagramm (Start) Lauf 2



Sektor-Diagramm (Rest) Lauf 2



Rg.	Nr.	Sektor 1 (20m)	Sektor 2 (20-45m)	Sektor 3	Speed (P22)	Sektor 4	Laufzeit	Speed (Lauf)
1	35	FLADUNG Holger		Osella PA20/S				
		Lauf 1:	00:02.239	00:01.235	00:53.146	206,99 km/h	01:29.898	02:26.518
		Lauf 2:	00:02.533	00:01.404	00:57.718	205,95 km/h	01:32.941	02:34.596
2	43	BEREITER Arno		PRC				
		Lauf 1:	00:02.127	00:01.265	00:55.893	181,63 km/h	01:34.396	02:33.681
		Lauf 2:	00:02.230	00:01.380	00:55.758	181,49 km/h	01:35.094	02:34.462

Sektorzeiten & Speeds - Rennen - Gruppe CN

Rg.	Nr.		Sektor 1 (20m)	Sektor 2 (20-45m)	Sektor 3	Speed (P22)	Sektor 4	Laufzeit	Speed (Lauf)
3	42	LETMADE Bernd		Norma M20					
		Lauf 1:	00:02.030	00:01.249	00:56.041	180,59 km/h	01:35.426	02:34.746	127,95 km/h
		Lauf 2:	00:02.305	00:01.290	00:57.016	180,53 km/h	01:36.868	02:37.479	125,73 km/h
4	34	AMANN Peter		PRC S4					
		Lauf 1:	00:02.166	00:01.366	01:00.716	172,82 km/h	01:38.275	02:42.523	121,83 km/h
		Lauf 2:	00:02.303	00:01.388	01:00.355	172,42 km/h	01:43.938	02:47.984	117,87 km/h
5	41	WOLPERT Uwe		UWR-WFK					
		Lauf 1:	00:01.974	00:01.214	00:59.166	169,89 km/h	01:42.119	02:44.473	120,38 km/h
		Lauf 2:	00:02.122	00:01.289	00:58.927	168,73 km/h	01:41.328	02:43.666	120,98 km/h